



W.D. Manor Mechanical Contractors, Inc.  
 1838 North 23<sup>rd</sup> Avenue  
 Phoenix, Arizona 85009  
 602-253-0703  
 www.WDManor.com

WDMDB  
 US PATENT 8834718

Page 1 of 2

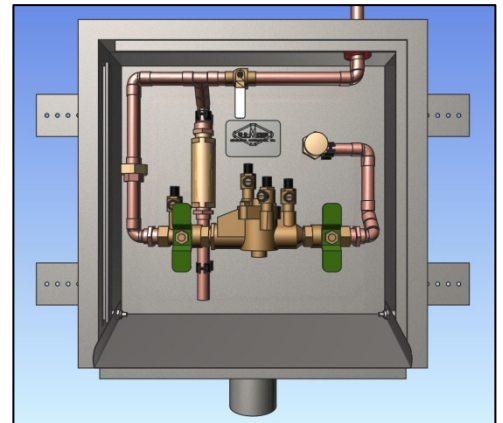
## WDMDB – W.D. Manor Dialysis Box w/ Trap Primer

### Submittal Data

**Function:** For use in conjunction with dialysis machines: eliminating the need for an additional box or cabinet for the backflow preventer and trap primer or a separate remote location for the backflow preventer with a dedicated supply line to each dialysis box.

#### The WDMDB is built and fabricated as follows:

- Manufactured utilizing 18 gauge welded 304 stainless steel with a separate pre-manufactured stainless or painted steel access door.
- Comes standard with 180° swing and a concealed hinge. Only the barrel of the hinge is exposed.
- The access door is fabricated to swing open for either right hand or left hand installations.
- A knurled knob actuator is standard, however a keyed actuator can be custom ordered.
- Manufactured with mounting tabs for finish paneling or millwork.
- Includes a lead free ball valve for shut-off and isolation.
- Incorporates and includes a testable, lead free reduced pressure backflow preventer designed for extreme hazard conditions. The BFP is a code requirement for most all cities and municipalities to protect the potable water source from possible contaminants generated by the dialysis machines.
- Includes a lead free trap primer to insure periodic priming of the p-trap, supplied by others, that is connected to the fixture drain and the sanitary sewer, the trap primer is also typically a UPC code requirement. A trap guard can be installed in lieu of the trap primer.
- Point of connection from the Dialysis Box to the Dialysis Machine is via a male hose thread.
- Includes a protective, drop down stainless steel drip tray. When the door is closed the drip tray fits inside the box, and when opened it folds down to prevent spillage on the wall or cabinet.
- The drainage connection is adequately sized for 2" IPS piping.



*(Hose bracket not shown in rendering)*



#### Door Options are now Standardized

- SS - Stainless Steel Access Door  
(All AD's come standard with knurled knob style actuator, custom options available)
- 180 - 180 Degree, Concealed Hinge.  
(only the barrel of the hinge is exposed)

	<u>Door</u>	<u>Hinge</u>	
WDMDB -			
WDMDB -	SS	180	(Example)

(Some Custom options are available upon request)



W.D. Manor Mechanical Contractors, Inc.  
 1838 North 23<sup>rd</sup> Avenue  
 Phoenix, Arizona 85009  
 602-253-0703  
 www.WDManor.com

WDMDB  
 US PATENT 8834718

Page 2 of 2

WDMDB - W.D. Manor Dialysis Box w/ Trap Primer

Submittal Data

Material:

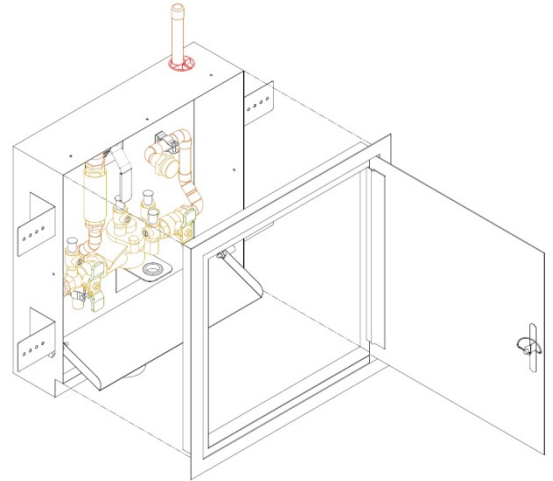
- 18 gauge, Type 304 Stainless Steel
- Pre-manufactured Access Door
- Protective, Drop-down Drip Tray
- Mounting Tabs

Equipment:

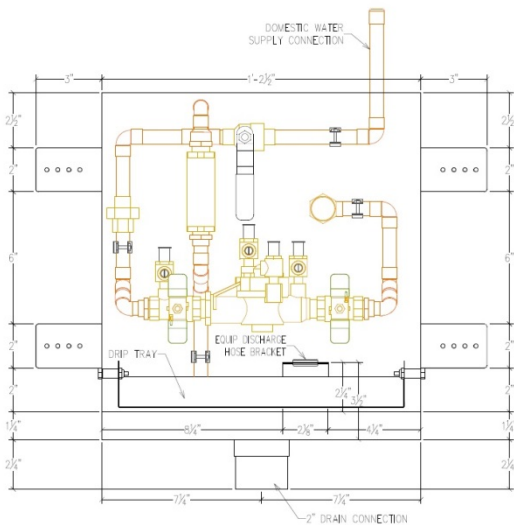
- Lead Free - Backflow Preventer
- Lead Free -Trap Primer
- Lead Free - Ball Valve

Necessary Connection

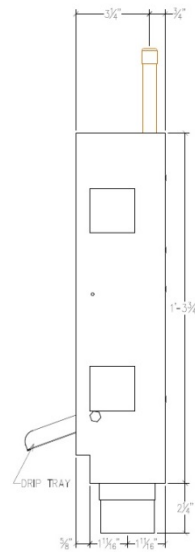
- ½" copper pipe for domestic water connection
- 2" Drainage connection with appropriate mechanical coupling
- Male Hose Thread for Dialysis Connection



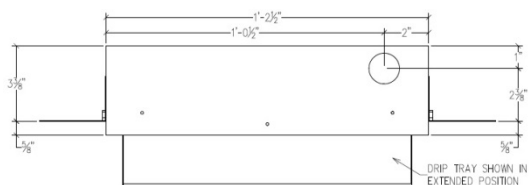
LEFT-FRONT VIEW



FRONT VIEW



RIGHT VIEW



TOP VIEW

	Door	Hinge	
WDMDB -	<input type="checkbox"/>	<input type="checkbox"/>	
WDMDB -	SS	180	(Example)

(Some custom options are available upon request)